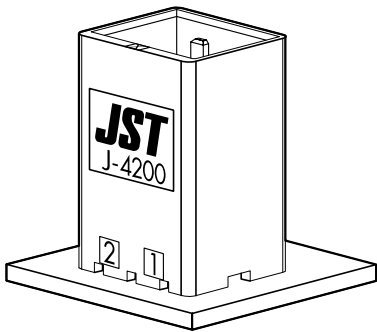
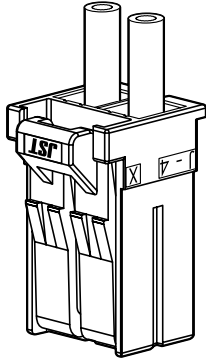




JFA CONNECTOR J4000 SERIES

6.0mm pitch/Disconnectable Crimp style connectors



Compact and high current capacity connector.
This connector realizes high-density mounting on PC board.

- High current capacity
- Center locking
- Housing lance
- Countermeasure for insertion of foreign substances

Specifications

- Current rating: 20A AC, DC (3 circuits/AWG #12)
 - Voltage rating: 600V AC, DC
 - Temperature range: -55°C to +105°C
 (including temperature rise in applying electrical current)
 - Applicable wire: AWG #16 to #12 (1.25 to 3.5mm²)
- *Contact JST for details.
 *RoHS compliant products are published.

Current rating

Unit: A

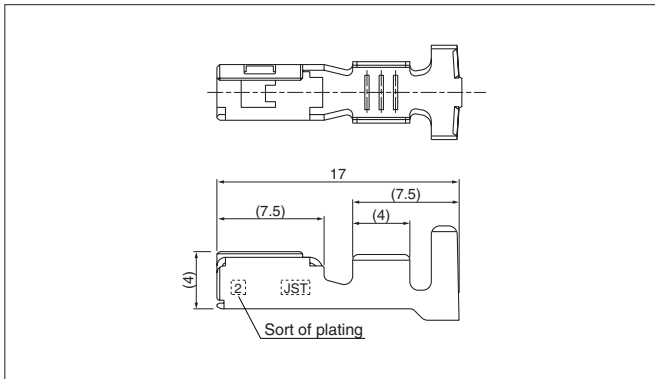
Circuits	Wire size (AWG)		
	#12	#14	#16
2	—	18.0	14.0
3	20.0	17.0	13.5
6	—	16.0	12.5

Standards

Recognized E60389

JFA CONNECTOR/J4000 SERIES

Receptacle contact



Strip contact Model No.	Applicable wire			Insulation O.D. (mm)	Q'ty / reel
	Nominal	mm ²	AWG#		
SJ4F-71GF-M3.0	M	1.25 ~ 2.0	16 ~ 14	2.0 ~ 3.8	1,400
SJ4F-81GF-M3.0	L	2.0 ~ 3.5	14 ~ 12	2.9 ~ 4.2	—

Material and Finish

Copper alloy (superior conductivity), nickel-undercoated, selective gold-plated

RoHS compliance

Note: Finish(GF): Nickel-undercoated, 0.38 μm selective gold-plated

Crimping machine, Applicator

Strip contact Model No.	Crimping machine	Crimp applicator	Dies	Crimp applicator with dies
SJ4F-71GF-M3.0	AP-K2N	MKS-L-SIN3	MK/SJ4F71-30	APLMK SJ4F71-30
SJ4F-81GF-M3.0			MK/SJ4F81-30	APLMK SJ4F81-30

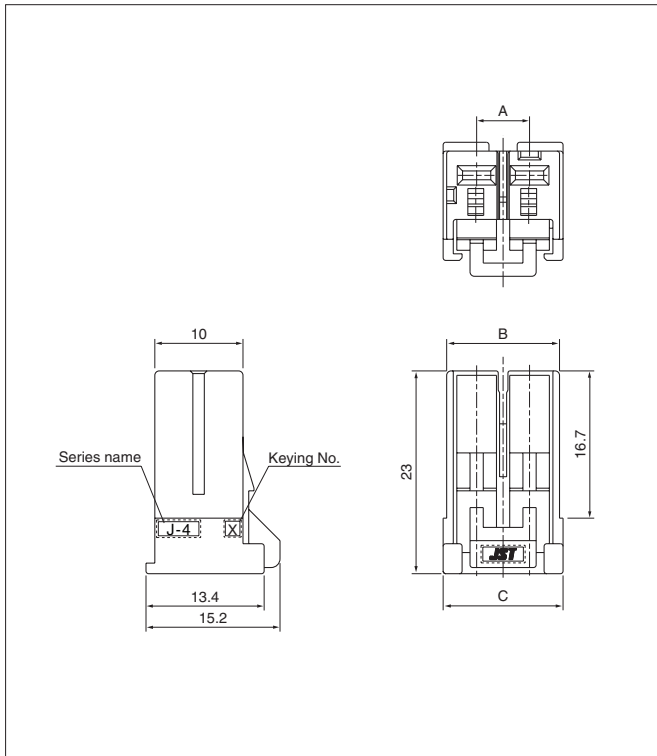
Loose piece	Hand crimp tools
BJ4F-71GF-M3.0	YRF1130
BJ4F-81GF-M3.0	YRF1370

Extraction tool for J4000 series : EJ-JFAJ4

Note: Contact JST for fully automatic crimping applicator.

J4000 SERIES/J4200S

Receptacle housing



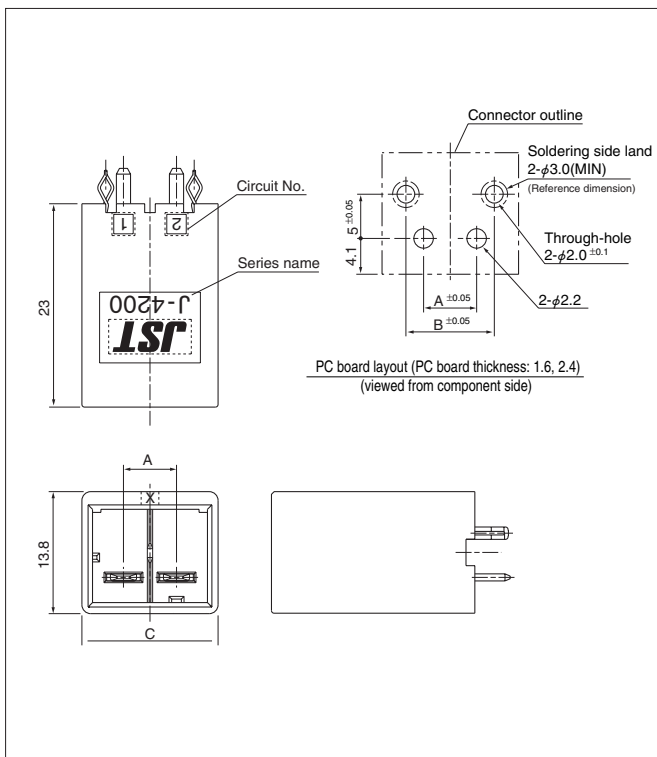
Circuits	Keying	Model No.	Dimensions (mm)			Qty / bag
			A	B	C	
2	X	J42FSC-02V-KX	6.0	12.8	13.6	200
	Y	J42FSC-02V-KY	6.0	12.8	13.6	200
3	X	J42FSC-03V-KX	12.0	18.8	19.6	—
	Y	J42FSC-03V-KY	12.0	18.8	19.6	—
6	X	J42FSC-06V-KX	30.0	36.8	37.6	—
	Y	J42FSC-06V-KY	30.0	36.8	37.6	—

Material

Glass-filled PBT, UL94V-0, black

RoHS compliance

Header (Top entry type)



Circuits	Keying	Model No.	Dimensions (mm)			Qty / box
			A	B	C	
2	X	BC02B-J42SK-GHXR	6.0	10.0	15.4	168
	Y	BC02B-J42SK-GHYR	6.0	10.0	15.4	168
3	X	BC03B-J42SK-GHXR	12.0	16.0	21.4	—
	Y	BC03B-J42SK-GHYR	12.0	16.0	21.4	—
6	X	BC06B-J42SK-GHXR	30.0	34.0	39.4	—
	Y	BC06B-J42SK-GHYR	30.0	34.0	39.4	—

Material and Finish

Tab contact: Copper alloy, nickel-undercoated, selective gold-plated

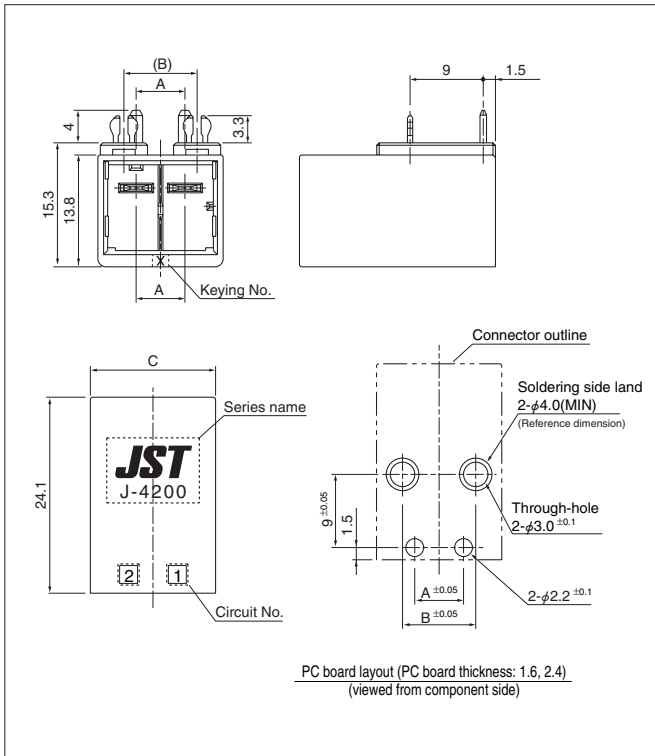
Housing: Glass-filled PBT, UL94V-0, black

Reinforcing metal fixture: Copper alloy, nickel-undercoated, selective gold-plated

RoHS compliance

J4000 SERIES/J4200S

Header (Side entry type)



Circuits	Keying	Model No.	Dimensions (mm)			Qty / box
			A	B	C	
2	X	SC02B-J42SK-GHXR	6.0	9.0	15.4	—
	Y	SC02B-J42SK-GHYR	6.0	9.0	15.4	—

Material and Finish

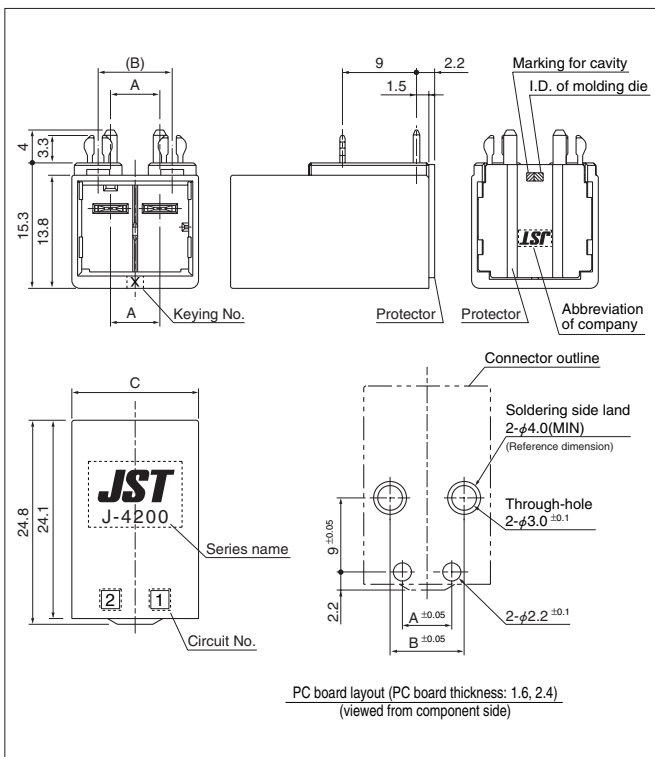
Tab contact: Copper alloy, nickel-undercoated, selective gold-plated

Housing: Glass-filled PBT, UL94V-0, black

Reinforcing metal fixture: Copper alloy, nickel-undercoated, gold-plated

RoHS compliance

Header (Side entry type with protector)



Circuits	Keying	Model No.	Dimensions (mm)			Qty / box
			A	B	C	
2	X	SC02B-J42SK-GHXPR	6.0	9.0	15.4	120

Material and Finish

Tab contact: Copper alloy, nickel-undercoated, selective gold-plated

Housing: Glass-filled PBT, UL94V-0, black

Reinforcing metal fixture: Copper alloy, nickel-undercoated, gold-plated

Protector: Glass-filled PBT, UL94V-0, black

RoHS compliance

(Patent pending)

When applying a current to the connector, the protector prevents foreign substances being inserted into mating part from the back of the connector.

JFA CONNECTOR/J4000 SERIES

Model number identification

Receptacle contact

S J4 F - 71 GF - M 3.0 B

Form: S...Strip form, B...Loose piece
L...Loose piece with curled barrels

Series name

Kind of terminal: F...Receptacle contact

Applicable wire: 71...AWG #16 ~ #14
81...AWG #14 ~ #12

Surface finish: GF...Nickel-undercoated, 0.38 μ m selective gold-plated

Material: M...Copper alloy

Terminal size

Plating type: B...Selective spot gold-plated, Blank...Selective stripe gold-plated

Receptacle housing

J42 F S C - 02 V - K X

Series name

Type of connector: F...Receptacle housing

Rows: S...Single-row

Configuration: C...Center locking

No. of circuits: 2, 3, 6

Flammability: V...UL94V-0

Color indication: K...Black

Keying: X...X-Keying, Y...Y-Keying

Header

SC 02 B -J42 S K - GH X P R

Form: BC...Top & center locking
SC...Side & center locking

No. of circuits: 2, 3, 6

Product name: Header

Series name

Rows: S...Single-row


Color indication: K...Black

Surface finish: GH...Nickel-undercoated, selective gold-plated

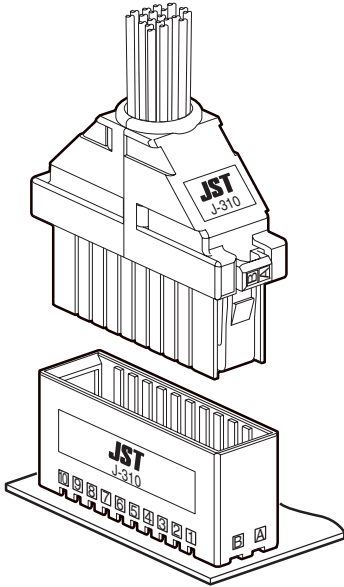
Keying: X...X-Keying, Y...Y-Keying

Special product: P...With protector, Blank...Standard product

Packaging form: R...Tray, M...Magazine stick



JFA CONNECTOR/PROTECTOR

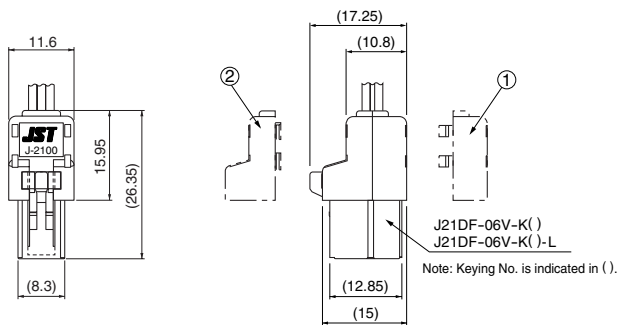


Note: Protector is not UL/CSA/TÜV approved

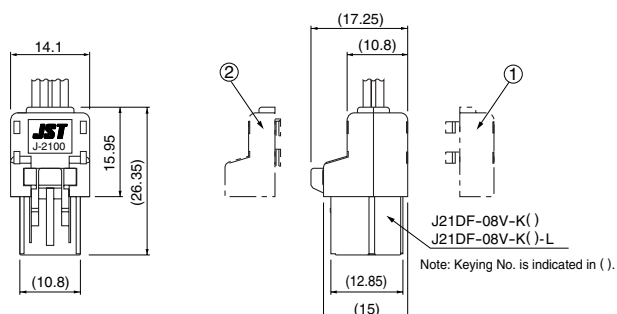
When applying a current to the connector, the protector prevents foreign substances being inserted into mating part from the wiring side. However it has no function of holding the wire securely.

J2000 Series

•J2100 series for 6 circuits



•J2100 series for 8 circuits



No.	Model No.	Color
①	J21PF-06SCA	Transparent
②	J21PF-06SCB	Transparent

Material

Polycarbonate

RoHS compliance

No.	Model No.	Color
①	J21PF-08SCA	Transparent
②	J21PF-08SCB	Transparent

Material

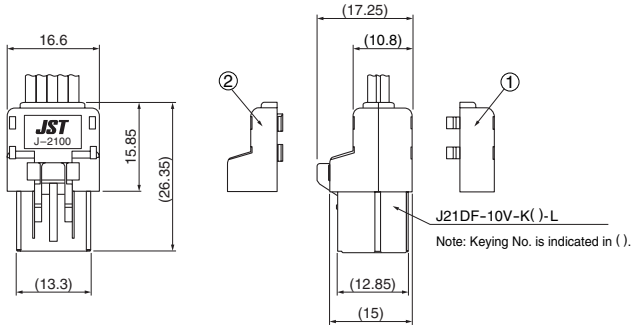
Polycarbonate

RoHS compliance

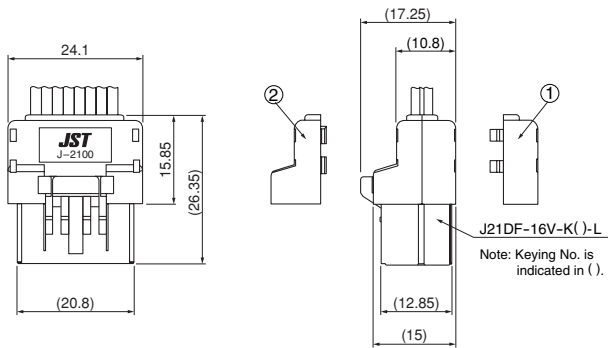
JFA CONNECTOR/PROTECTOR

J2000 Series

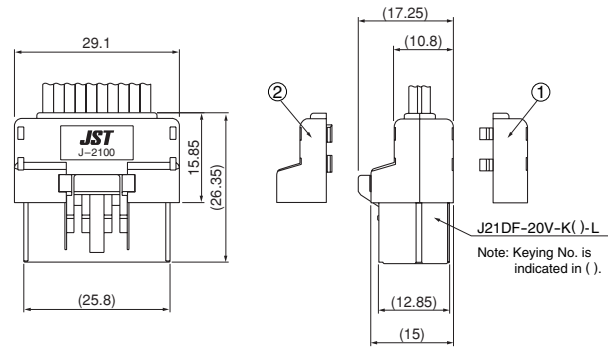
•J2100 series for 10 circuits



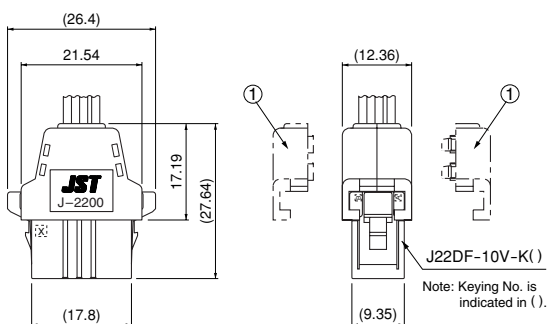
•J2100 series for 16 circuits



•J2100 series for 20 circuits



•J2200 series for 10 circuits



No.	Model No.	Color
①	J21PF-10SCA	Transparent
②	J21PF-10SCB	Transparent
Material		
Polycarbonate		

RoHS compliance

No.	Model No.	Color
①	J21PF-16SCA	Transparent
②	J21PF-16SCB	Transparent
Material		
Polycarbonate		

RoHS compliance

No.	Model No.	Color
①	J21PF-20SCA	Transparent
②	J21PF-20SCB	Transparent
Material		
Polycarbonate		

RoHS compliance

No.	Model No.	Color
①	J22PF-10VK	Black
Material		
Glass-filled PBT		

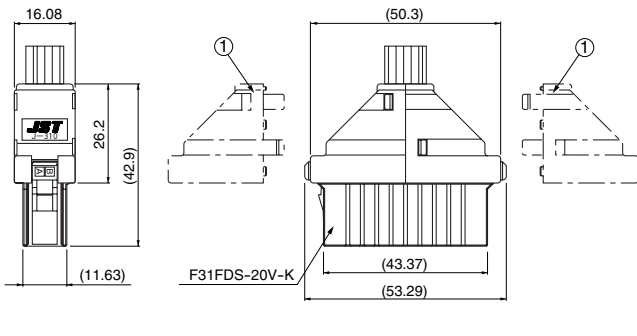
RoHS compliance

Note: Two protectors are used.

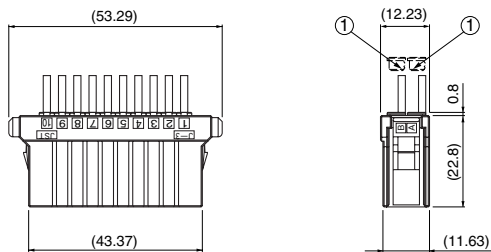
JFA CONNECTOR/PROTECTOR

J300 Series

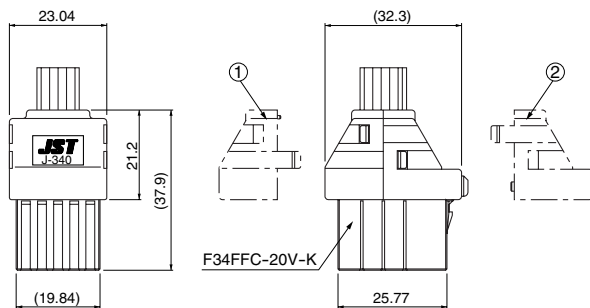
•J310D series for 20 circuits



•J310D series / Embedding-type protector for 8, 10 circuits

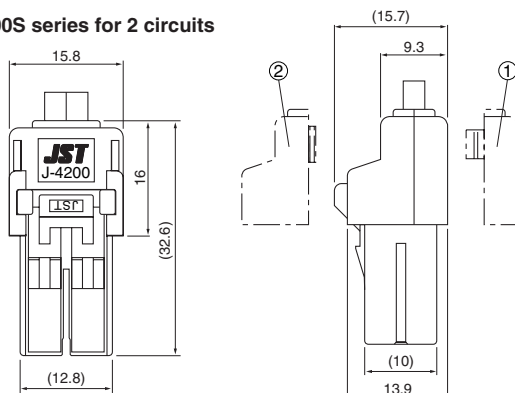


•J340F series for 20 circuits



J4000 Series

•J4200S series for 2 circuits



No.	Model No.	Color
①	F31PFD-20VK	Black
①	F31PFD-20SC	Transparent

Material

Black: Glass-filled PBT
Transparent: Polycarbonate

RoHS compliance

Note: Two protectors of the same color are used.

No.	Model No.	Color
①	F31PFS-10KU	Black

Material

Glass-filled PBT

RoHS compliance

Note: This protector is cut and used for each number of circuits.

No.	Model No.	Color
①	F34PFF-20VKA	Black
	F34PFF-20SCA	Transparent
②	F34PFF-20VKB	Black
	F34PFF-20SCB	Transparent

Material

Black: Glass-filled PBT
Transparent: Polycarbonate

RoHS compliance

Note: Both 1 and 2 protectors in the same color are used.

No.	Model No.	Color
①	J42PF-02SCA	Transparent
②	J42PF-02SCB	Transparent

Material

Polycarbonate

RoHS compliance

(Patent pending)

When applying a current to the connector, the protector prevents foreign substances being inserted into mating part from the wiring side. However it has no function of holding the wire securely.